

EMAILTRAY SOFTWARE

INTERNET MARKETING REPORT

Prepared for
<https://emailtray.com>

Dec 4, 2024



Page Metrics for Demo Project

This report shows what content drives comments, reactions and shares for the LinkedIn Page.

▼ Applied Filters

✓ Results for: last 30 days (Nov 3, 2024 - Dec 3, 2024) ✓ LinkedIn page: Demo project

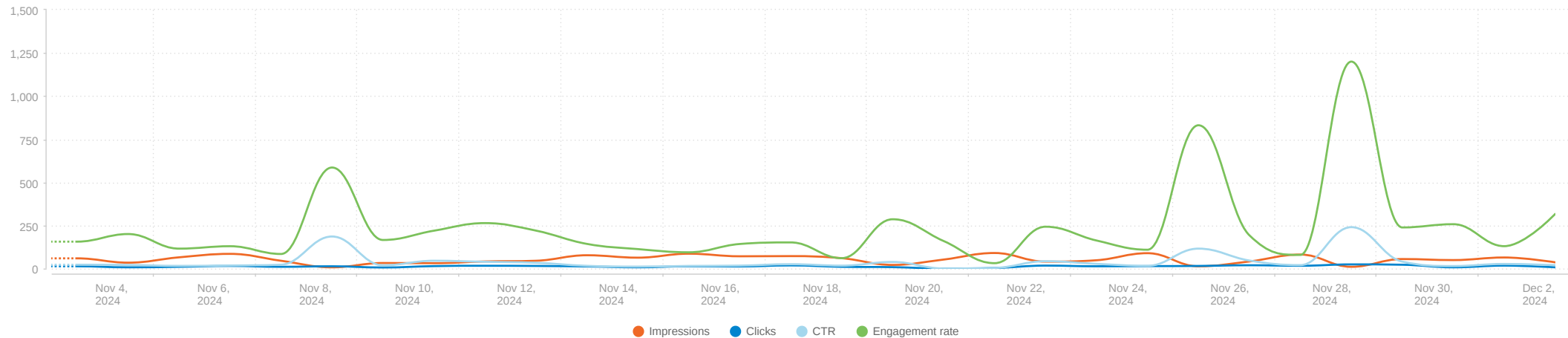
Likes, total
1.1K

Comments, total
436

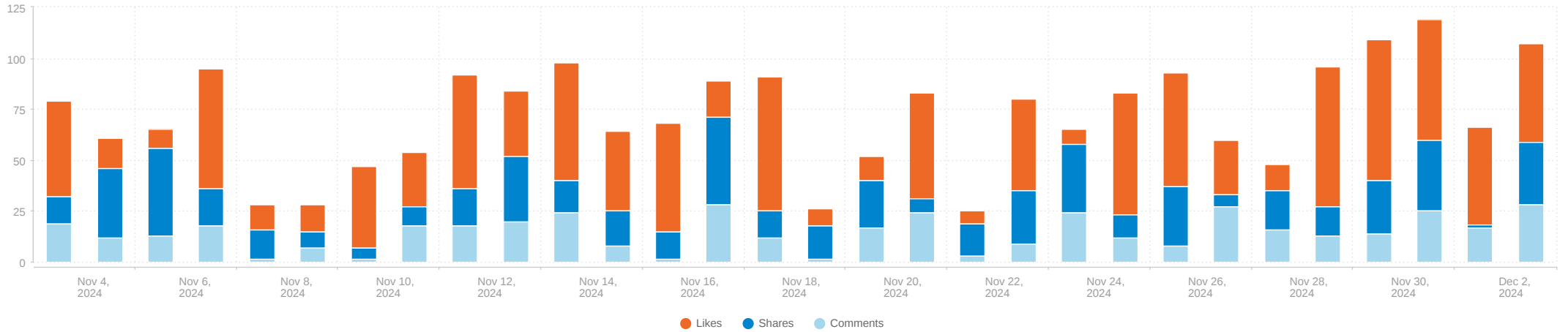
Shares, total
596




Clicks, total
373

Page Impressions & Clicks



Page Engagement



Post (3)	Likes	Shares	Comments	Clicks	Impressions	CTR	Engagement rate	Published on
 Achieving Digital Minimalism: How EmailTray Supports a More Focused Inbox <small>📅 Nov 17, 2024</small>	18	6	0	25	379	6.6%	12.9%	Nov 17, 2024
 How EmailTray Can Help You Manage Your Email Reputation <small>📅 Dec 2, 2024</small>	17	7	0	7	274	2.6%	11.3%	Dec 2, 2024
 How EmailTray Supports Project Management through Better Email Handling <small>📅 Nov 10, 2024</small>	17	6	1	10	394	2.5%	8.6%	Nov 10, 2024