

EMAILTRAY SOFTWARE

INTERNET MARKETING REPORT

Prepared for
<https://emailtray.com>

Dec 4, 2024



Top Countries for Demo Project

This report shows countries that brought traffic to your site.

▼ Applied Filters










✓ Search type: Web

















Total clicks
285 ▼ 91
















Total Impressions
18.5K ▼ 4.3K










Avg. CTR
1.54% ▼ 0.11%

Avg. position
36.1 ▲ 1

Country	Clicks	Impressions	CTR, %	Avg. position
 United States	43 ▼ 17	5.8K ▼ 1.8K	0.74% ▼ 0.04%	40.6 ▲ 1.1
 India	20 ▲ 4	937 ▼ 196	2.13% ▲ 0.72%	36.9 ▼ 6.9
 United Kingdom	18 ▲ 2	999 ▼ 417	1.8% ▲ 0.67%	33.6 ▲ 0.1
 Italy	14 ▼ 4	265 ▼ 153	5.28% ▲ 0.98%	36.6 ▲ 5.1
 Germany	11 ▲ 6	385 ▼ 56	2.86% ▲ 1.72%	34.6 ▲ 4.3
 Indonesia	10 ▼ 2	234 ▼ 79	4.27% ▲ 0.44%	31.2 ▲ 1.7
 Belgium	9 ▲ 3	74 ▼ 53	12.16% ▲ 7.44%	24.9 ▼ 11.4
 Czechia	9	61 ▼ 34	14.75% ▲ 5.28%	25.7 ▲ 6.4
 Romania	8 ▼ 3	83 ▼ 36	9.64% ▲ 0.39%	22 ▲ 11.3

Country	Clicks	Impressions	CTR, %	Avg. position
 Russian Federation	8 ▲ 3	618 ▼ 114	1.29% ▲ 0.61%	45.9 ▲ 0.6
 Slovakia	8 ▼ 1	33 ▼ 1	24.24% ▼ 2.23%	15.1 ▼ 3.9
 Australia	7 ▼ 14	421 ▼ 101	1.66% ▼ 2.36%	29.4 ▼ 5.6
 France	7 ▼ 5	255 ▲ 9	2.75% ▼ 2.13%	39.8 ▼ 3.5
 Ukraine	7 ▲ 6	219 ▼ 65	3.2% ▲ 2.84%	35 ▲ 7.8
 Canada	6 ▼ 7	329 ▼ 247	1.82% ▼ 0.43%	32.2 ▲ 1.6
 Malaysia	6 ▲ 5	111 ▼ 30	5.41% ▲ 4.7%	35.3 ▲ 7.4
 Poland	6 ▼ 12	149 ▼ 53	4.03% ▼ 4.88%	36.4 ▼ 4.2
 Nigeria	5 ▼ 4	125 ▼ 44	4% ▼ 1.33%	10.6 ▲ 2.8
 Hong Kong	4 ▲ 1	59 ▲ 1	6.78% ▲ 1.61%	33.2 ▼ 12.5
 Croatia	4 ▲ 1	23 ▼ 2	17.39% ▲ 5.39%	21.5 ▼ 3.7
 Hungary	4 ▼ 1	46 ▼ 19	8.7% ▲ 1%	15.3 ▲ 8.6
 Pakistan	4 ▲ 1	182 ▼ 66	2.2% ▲ 0.99%	36.5 ▼ 0.2
 Philippines	4 ▲ 1	150 ▼ 167	2.67% ▲ 1.72%	32.2 ▼ 0.1
 Taiwan, Province of China	4 ▼ 3	88 ▼ 25	4.55% ▼ 1.65%	43.8 ▼ 4.4
 Greece	3	64 ▼ 18	4.69% ▲ 1.03%	19.1 ▲ 4.4

Country	Clicks	Impressions	CTR, %	Avg. position
 Sweden	3 ▼ 1	61 ▼ 51	4.92% ▲ 1.35%	37.3 ▼ 13.6
Unknown Region	3 ▲ 1	37 ▼ 23	8.11% ▲ 4.77%	35.1 ▲ 2.7
 Argentina	2 ▼ 1	101 ▼ 60	1.98% ▲ 0.12%	41.3 ▲ 1.6
 Bangladesh	2 ▲ 1	114 ▼ 111	1.75% ▲ 1.31%	37.5 ▼ 2.5
 Egypt	2	98 ▲ 4	2.04% ▼ 0.09%	34.6 ▲ 5.2
 Georgia	2	17 ▲ 4	11.76%	27.7 ▲ 12.8
 Iran, Islamic Republic of	2	45 ▼ 9	4.44%	31.6 ▲ 1.5
 Jamaica	2	14 ▼ 12	14.29%	29.1 ▲ 9
 Cambodia	2 ▲ 1	23 ▲ 2	8.7% ▲ 3.93%	33 ▼ 2.7
 Latvia	2 ▲ 1	23	8.7% ▲ 4.35%	23.1 ▲ 11.1
 Netherlands	2 ▼ 8	152 ▼ 94	1.32% ▼ 2.75%	30.7 ▼ 0.5
 South Africa	2 ▼ 6	150 ▼ 112	1.33% ▼ 1.72%	25.8 ▼ 6.2
 Austria	1	37 ▼ 1	2.7%	22.8 ▲ 6.2
 Azerbaijan	1 ▼ 1	11 ▼ 2	9.09% ▼ 6.29%	30.2 ▲ 2.1
 Bulgaria	1 ▼ 4	41 ▼ 11	2.44% ▼ 7.18%	38.3 ▼ 12.4
 Bosnia and Herzegovina	1	25 ▲ 3	4%	35.7 ▼ 7.2

Country	Clicks	Impressions	CTR, %	Avg. position
 Brazil	1 ▼ 3	1.3K ▼ 89	0.08% ▼ 0.21%	49.1 ▼ 4.4
 China	1	12	8.33%	19.1 ▲ 13.3
 Denmark	1 ▼ 1	24 ▼ 45	4.17% ▲ 1.27%	29.1 ▼ 6
 Algeria	1 ▼ 2	33 ▼ 13	3.03% ▼ 3.49%	34.7 ▼ 2.1
 Spain	1 ▼ 7	161 ▼ 8	0.62% ▼ 4.11%	31.6 ▲ 2.2
 Ethiopia	1	24 ▼ 1	4.17%	34.2 ▼ 3
 Finland	1	16 ▼ 25	6.25% ▲ 3.81%	37.5 ▼ 11.8
 Fiji	1	12 ▲ 9	8.33%	17.2 ▼ 1.2
 Ghana	1	22 ▲ 3	4.55%	9.7 ▲ 4.5

LEGEND: ▲ Positive change ▼ Negative change